



Your Reliable Power Partner
Standard LED Driver Manufacturer



Group Overview

Founded in 1982, MEAN WELL is one of the world's few manufacturers dedicated to standard power supply products. It is ranked the 4th in global power supply (DC output) makers according to a report by Micro Technology released in March, 2021.

MEAN WELL has been working as a "reliable partner" with customers, suppliers, contractors, and employees to build long lasting mutual trust relationships based on the spirit of "good intentions." The product lines include AC/DC power supplies, LED drivers, AC/DC battery chargers, DC/DC converters, DC/AC inverters. We have over 10,000 standard models widely used in medical, automation, communication, LED lighting, moving sign, and office automation fields.



Established MEAN WELL USA
INC. in Fremont, CA



Established MEAN WELL Europe B.V. in
The Netherlands



Established Suzhou MEAN WELL
Technology Co., Ltd.

1999

Established MEAN WELL
(GUANGZHOU) Electronics Co., Ltd.

1993


2006

2016

MEAN WELL's new factory officially
operated in Huadu Dist., Guangzhou, China

2002

Taiwan headquarter moved
to HQ Building in Wugu Dist.,
New Taipei City



1982

Established MEAN WELL
ENTERPRISES CO., LTD.
in Banqiao City, Taiwan

1997

Established POWERNEX
Electronics Co., Ltd.

MEAN WELL Smart Park officially operated in Suzhou, China
 SDG Take-off year
 SDG Group (MEAN WELL / POWERNEX / SHARE WELL) aims to establish more ESG companies.
 Established MEAN WELL Malaysia Sdn. Bhd.
 Established Suzhou SHARE WELL Tech. Co., Ltd
 Established Suzhou SHARE WELL SMD Technology Co., Ltd.
 Established Suzhou SHARE WELL Magnetic Technology Co., Ltd.
 Established Suzhou CHENG WELL Precision Technology Co., Ltd.
 Established Powernex Management Consulting Co., Ltd.
 Established Powernex Precision Technology Co., Ltd.

Consolidated revenue of US\$1 billion
 (approximately RMB 7 billion)

Established MEAN WELL International Co., Ltd, in Seoul, Korea

Established MEAN WELL ASEAN Regional Office in Kuala Lumpur, Malaysia

Established Guangzhou SHARE WELL Investment Co., Ltd.



Established SUZHOU SHARE WELL CERTIFICATION CO., LTD.

2022

2023

2018

2021

2017

Established USA Eastern Sales Office

2019

Established a new warehouse in Kansas City, Missouri, USA
 Established MEAN WELL India in Bengaluru



2020

Established Suzhou SHARE WELL Technology CO., LTD.
 Established "MEAN WELL Welfare Foundation- Base for Community Services" at the original founded site

- SDG Debut Year
- Develop the SDG Group with the "Reliable Partners and Sustainable Development" spirits
- Established MEAN WELL Singapore Pte.Ltd.

Historical Evolution: 1982—2023→



Competitiveness



Product

Up to 10,000 models with adding 10% new products and phasing out 5% old products every year.



Quality

High reliability and quality indicator – 10% lower.



Cost

High cost-performance products, stable material price due to integration.



Delivery

24-hour delivery for small amount order, 14-day delivery for frequent purchase standard products.



Service

Service in 24 hours is offered by MEAN WELL Group and our distributors.



Reliable Relationship

75% of total revenue and purchases come from customers and suppliers with more than 15 years transaction.

Standard Power Supply Solution

2 Main Stream Product Lines



Enclosed Type




LED Driver

6 Niche Product Lines



DIN Rail Type



Battery Charger



DC/AC Inverter



DC/DC Converter



Adaptor



On Board Type

3+N System solutions



KNX Product



DALI-2 Controller



CMU2 Control and Monitor Unit



19" Rack Power




Modular Power



System Power

VFD Variable Frequency Drive



Enclosed Type



PCB Type

INDEX



Plastic Case

👍 APV	02
👍 APC	02
LPH	03
👍 LPV	03
LPVL	03
LPHC	03
👍 LPC	03
👍 NPF	04
LPF	04
👍 PWM	05
PLD	06
PCD	06
OWA	07
GSV	07
XLN	08
XLC	08
LCM	09
SLD	10
LDC	10

Metal Case

👍 XLG	12
XLG-DA2	13
ELG	14
ELG-C	14
ELGC	14
👑 HLG	15
👑 HLG-C	16
HVG	17
HVGC	18
ERP	19
ERPF	19
👑 HBG	20
HBGC	20
XBG	20



The Premium Series



The Best Cost-Performance

PCB Type

PLP	22
HBG-P	23

DC-DC LED Driver Controller & Accessory

DC HOUSE	25
LDH	26
NHDD	26
NLDD	27
LDB	27
LDD	28
LD DS	28
SPD	29
ICL	29
PIR	30

DAP	30
SDP	30
DLP	31
DLC	31
KAA	31
KNX	32
KSI	32
KSR	32
KSC	32

Comparison Chart of Metal Case Models	33
PBM	34
KAM	34
Sustainable Development Group	35
Media Kit	36



Plastic Case

02	AP (8~35W)	04	LPF (16~90W)	06	PCD (16~60W)	08	XLC (25~60W)
03	LP (18~150W)	05	PWM (40~200W)	07	OWA (60~200W)	09	LCM (25~60W)
04	NPF (40~200W)	06	PLD (16~60W)	07	GSV (30~60W)	10	SLD (50~150W)
				08	XLN (25~60W)	10	LDC (35~80W)

Application

 Indoor	 LED Bar Light	 LED Sign Board Strip	 LED Softstrip	 MR 16	 AR 111	 Down Light	 Recessed Light	 Surface Mounted Light	 Surface Mounted Light
---	--	---	--	--	---	---	---	---	--

8~35W

AP Series

■ Features

- Constant voltage mode for APV series
- Constant current mode for APC series
- Universal AC input : 90~264VAC
- Withstand 300VAC surge input for 5 secs. (APV-25/35)
- Isolation class II, no F.G.
- Class 2 power unit / Pass LPS
(except for APV/APC-8, APC-25-350 and APC-35-350/500)
- Fully isolated plastic case with IP42 level
- Protections: Short Circuit / Overload (only for APV series) /
Over Voltage(except for APC-8)
- No load power consumption <0.5W for APV/APC-8
- 2 years warranty



APV Spec



APC Spec

■ Models



Model No.	APV-8	APV-12	APV-16	APV-25	APV-35
Output (V)	5	5	5	5	5
	12	12	12	12	12
	24	15	15	15	15
		24	24	24	24
				36	36
Dimension (mm)	60x30x23.5	77x40x29		84x57x29	

Model No.	APC-8	APC-12	APC-16	APC-25	APC-35
Output (mA)	250	350	350	350	350
	350	700	700	500	500
	500			700	700
	700			1050	1050
Dimension (mm)	60x30x23.5	77x40x29		84x57x29.9	

Note: These models are not intended for lighting application in the EU. (EU Recommendation: NPF/LPF/LCM/XLC Series)

LP Series

18~150W

■ Features

- Constant voltage mode for LPH / LPV / LPVL series
Constant current mode for LPHC / LPC series
- Fully encapsulated with IP67 level
- Isolation class II, no F.G.
- Class 2 power unit / Pass LPS
(except for LPV/LPV/LPC-100~150 and LPV-60-5)
- Protections: Short Circuit / Over Voltage / Overload
(only for LPV series) / Over Temperature
(only for 18W&150W)
- 2 years warranty



LPH Spec



LPV(L) Spec



LPHC Spec



LPC Spec

■ Models



Model No.	LPH-18	LPV-20	LPV-35	LPV-60	LPV-100	LPV-150	LPVL-150
Input (V)	180~264	90~264	90~264	90~264	90~264	180~305	90~132
Output (V)	12	5	5	5	5	12	12
	24	12	12	12	12	15	24
	36	15	15	15	15	24	
		24	24	24	24	36	
			36	36	36	48	
				48	48		
Dimension (mm)	140x30x22	118x35x26	148x40x30	162x42x32	190x52x37	191x63x37.5	

Model No.	LPHC-18	LPC-20	LPC-35	LPC-60	LPC-100	LPC-150
Input (V)	180~264	90~264	90~264	90~264	90~264	180~305
Output (mA)	350	350	700	1050	350	350
	700	700	1050	1400	500	500
			1400	1750	700	700
					1050	1050
					1400	1400
					1750	1750
					2100	2100
						2450
						2800
						3150
Dimension (mm)	140x30x22	118x35x26	148x40x30	162.5x42.5x32	190x52x37	191x63x37.5

Note: These models are not intended for lighting application in the EU. (EU Recommendation: NPF/LPF/XLN/XLG Series)

40~200W & 16~90W

NPF/LPF Series

■ NPF Features

- Constant voltage+constant current modes
- V-Type: Constant voltage mode only
D-Type: Constant current mode only,
- Built-in 3 in 1 dimming function
(0~10VDC, PWM signal or resistance)
- Wide AC input: 90~305VAC
- No load power consumption <0.15W
(<0.5W for D-Type)
- Fully isolated plastic case with IP67 level
- Isolation class II, no F.G.
- Class 2 power unit
- Protections: Short Circuit / Over Current /
Over Voltage / Over Temp.
- 5 years warranty



NPF Spec

■ LPF Features

- Constant voltage+constant current modes
- D-Type: Constant current mode only,
- Built-in 3 in 1 dimming function
(1~10VDC, PWM signal or resistance)
- Wide AC input: 90~305VAC
- Fully isolated plastic case with IP67 level
(optional for LPF-16/16D)
- Isolation class II/2, no F.G.
- Protections: Short Circuit / Over Current /
Over Voltage / Over Temp.
- 5 years warranty



LPF Spec

■ Models



Model No.	NPF-40(D)	NPF-60(D)	NPF-90(D)	NPF-120(D)	NPF-200(V)
Output (V)	12	12	12	12□	12
	15	15	15	15□	24
	20	20	20	20□	36
	24	24	24	24□	42
	30	30	30	30□	48
	36	36	36	36□	54
	42	42	42	42□	
	48	48	48	48□	
	54	54	54	54□	
Dimension (mm)	150x53x35		171x63x37.5	191x63x37.5	195x68x39.5

□= Blank, BE; Blank: without auxiliary output, BE: D-Type with auxiliary function; V-Type: Suitable for poultry lighting or LED strip



Model No.	LPF-16(D)	LPF-25(D)	LPF-40(D)	LPF-60(D)	LPF-90(D)
Output (V)	12	12	12	12	15
	15	15	15	15	20
	20	20	20	20	24
	24	24	24	24	30
	30	30	30	30	36
	36	36	36	36	42
	42	42	42	42	48
	48	48	48	48	54
	54	54	54	54	
Dimension (mm)	148x40x32		162.5x43x32		161x61x36

PWM Series

40~200W

Features

- Constant voltage PWM style output mode
- Wide AC input: 90~305VAC
- Multiple dimming functions available:
3 in 1 / DALI / DALI-2 / KNX / IoT
- Built-in active PFC function
- High efficiency up to 94%
- No load power consumption <0.5W
- Fully isolated plastic case with IP67 level
- Isolation class II, no F.G.
- Minimum dimming level 0.2% for DALI type
- Protections: Short Circuit / Overload /
Over Voltage / Over Temp.
- 5 years warranty



PWM-40



PWM-60



PWM-90



PWM-120



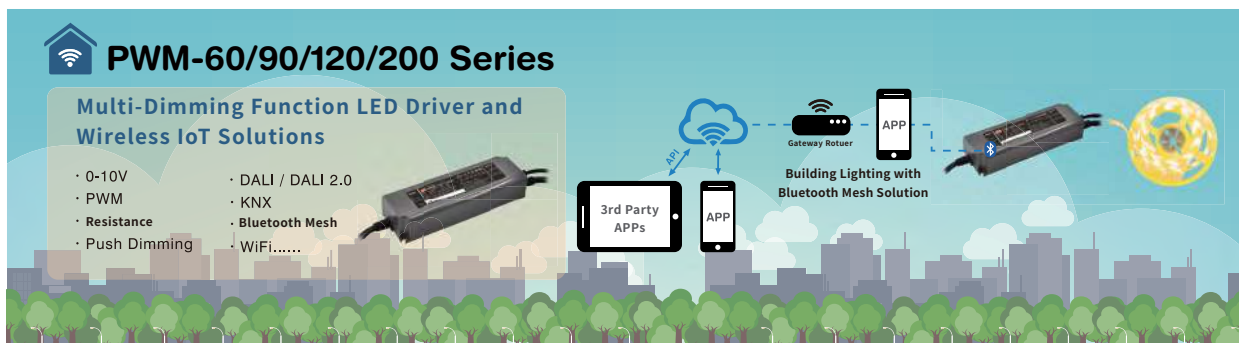
PWM-200

Models



Model No.	PWM-40	PWM-60	PWM-90	PWM-120	PWM-200
Output (V)	12	12○	12□	12○	12○
	24	24○	24□	24○	24○
	36	36	36	36	36○
	48	48	48□	48	48○
Dimension (mm)	150x53x35		171x63x37.5	191x63x37.5	195x68x39.5

□= Blank, DA, DA2 ○= Blank, DA, DA2, IoT, KN, KNBST
 Blank: with 3 in 1 dimming function (0~10Vdc, 10V PWM signal and resistance)
 DA/DA2: DA= DALI control technology ; DA2= DALI-2 control technology
 IoT: with Bluetooth mesh, For a selection of brands, please refer to p8.
 KN: KNX control technology
 KNBST: KNX control technology with BST14 connector



16~60W

PLD/PCD Series

■ Features

- Constant current mode
- AC phase-cut dimming, work with leading edge and trailing edge TRIAC dimmers (only for PCD series)
- Built-in active PFC function
- Fully isolated plastic case with IP42 level
- Isolation class II, no F.G.
- Class 2 power unit / Pass LPS (only for 16W/25W)
- Protections: Short Circuit / Over Temp.
- 3 years warranty



PLD Spec



PCD Spec

■ Models



Model No.	PLD-16	PLD-25 (Note 1)	PLD-40	PLD-60
Output (mA)	350□	350	350B	500B
	700□	700	500B	700B
	1050□	1050	700B	1050B
	1400□	1400	1050B	1400B
			1400B	1750B
			1750B	2000B
				2400B
Dimension (mm)	84x57x29.5		128x60x31.5	

Model No.	PCD-16	PCD-25	PCD-40	PCD-60
Output (mA)	350□	350□	350B	500B
	700□	700□	500B	700B
	1050□	1050□	700B	1050B
	1400□	1400□	1050B	1400B
			1400B	1750B
			1750B	2000B
				2400B
Dimension (mm)	84x57x29.5		128x60x31.5	

□ = A or B A-Type: 90~135VAC, B-Type: 180~295VAC

Note1: PLD-25 AC input: 90~295VAC

OWA/GSV Series

60~200W / 30~60W

OWA Features

- Constant voltage + constant current modes
- Universal AC input: 90~264VAC
- Built-in active PFC function (except for OWA-60)
- Fully encapsulated with IP67 level
- Isolation class II, no F.G.
- Comply with EU ErP and CoC Version 5
- Energy efficiency Level VI
- No load power consumption <0.15W
- Protections: Short Circuit / Overload / Over Voltage / Over Temp.
- 5 years warranty



OWA Spec

GSV Features

- Constant voltage output
- AC 180~264V input
- Built-in active PFC function
- Meet BS EN61347 regulation
- Isolation class II, no F.G.
- Class 2 power unit
- No load power consumption <0.5W
- Protections: Short Circuit / Overload / Over Voltage
- 3 years warranty



DC plug

Various DC plugs & accessories available, scan the QR code for details.



GSV Spec

Models



Model No.	OWA-60(E/U)	OWA-90(E/U)	OWA-120(E/U)	OWA-200(E/U)
Output (V)	12	12	12	12
	15	15	15	20
	20	20○	20	24
	24	24○	24	36
	30	30○	30	42
	36	36○	36	48
	42	42○	42	54
	48	48○	48	
	54	54○	54	
Dimension (mm)	130x53x35	171x63x37.5	191x63x37.5	195x68x39.5

E: European 2P, U: American 2P

○=Blank/P1M

Blank: Power DIN 4P with lock type for 12~54V

P1M: 2.5φx5.5φx11mm/C+, tuning fork type for 20~54V



Model No.	GSV30	GSV60
Output (V)	□12-P1J	□12-P1J
	□24-P1J	□24-P1J
	□48-P1J	□48-P1J
Dimension (mm)	75.5x32x47.5	75.5x32x47.5

□= E/I E: European 2 pin I: Interchangeable type available by request. (AC plug order separately)

25~60W

XLN/XLC Series

■ XLN Features

- Comply IEC62386 DALI-2. Part 101/102/207/251.
- Output current adjustable by NFC
- Constant voltage and constant current types available
- Dimming with 3 in 1 / DALI-2 / Push-dim.
- Wide AC input: 90~305VAC
- Standby power consumption <0.5W
- Fully encapsulated with IP67 level
- Isolation class II/2, no F.G.
- Protections: Short Circuit / Overload / Over Voltage / Over Temp.
- 5 years warranty



XLN-25~60W

■ XLC Features

- Comply IEC62386 DALI-2. Part 101/102/207/251.
- Output current adjustable by dip-switch or NFC
- Constant voltage and constant current types available
- Dimming with 3 in 1/DALI-2/Push-dim.
- Wide AC input: 90~305VAC
- Standby power consumption <0.5W
- Built-in or Independent Controlgear (Optional)
- Isolation class II/2, no F.G.
- Protections: Short Circuit / Overload / Over Voltage / Over Temp.
- 5 years warranty



XLC-25~60W



XLC-25~60W-S

■ Models



Model No.	XLN-25-H-□	XLN-40-H-□	XLN-60-H-□
Output	12V/2.1A 24V/1.05A	12V/3.4A 24V/1.7A	12V/5A 24V/2.5A 48V/1.25A
	H: 9~54V 0.3~1.05A	H: 9~54V 0.6~1.4A	H: 9~54V 0.9~1.7A
Dimension (mm)	114x44x32		141.5x49x32

□ = Blank, B, DA2; Blank: without dimming B: with 3 in 1 dimming DA2: with DALI-2 dimming



Model No.	XLC-25-H-□○△	XLC-40-H-□○△	XLC-60-H-□○△
Output (V)	12V/2.1A 24V/1.05A	12V/3.4A 24V/1.7A	12V/5A 24V/2.5A 48V/1.25A
	H: 9~54V 0.3~1.05A	H: 9~54V 0.6~1.4A	H: 9~54V 0.9~1.7A
Dimension (mm)	107x40x32 (147x40x32)		136x45x32 (176x45x32)

□ = Blank, B, DA2 Blank: Without Dimming B: With 3 in 1 dimming DA2: With DALI-2 dimming

○ = Blank, S Blank: Without strain-relief S: With strain-relief

△ = Blank, N Blank: With DIP switch N: With NFC settings (Optional)

Note: 25/40W constant voltage types without dimming

LCM Series

25~60W

Features

- Constant current mode
- Multiple-stage output current level selectable by DIP switch
- Multiple dimming functions available:
3 in 1 dimming / DALI / DALI-2 / KNX / IoT
- Isolation class II, no F.G.
- Power supplies synchronization function up to 10 units
- 12V/50mA auxiliary output for LCM-40/60
- DALI device type (DT6) and device type 8 (DT8) available
- Protections: Short Circuit / Over Voltage
(only for LCM-40/60) / Over Temp.
- 3 years warranty
- 5 years warranty (only for LCM-40TW)



LCM-25



LCM-40



LCM-60



LCM-40TW

Models



Model No.	LCM-25○	LCM-40○	LCM-60○	LCM-40TW NEW
Input (V)	180~277	180~295	180~295	180~277
Output (mA)	350	350	500	500
	500	500	600	600
	600	600	700	700
	700	700	900	800
	900	900	1050	900
	1050	1050	1400	1050
Dimension (mm)	105x68x23	123.5x81.5x23		

○= Blank, DA, DA2, IoT, KN

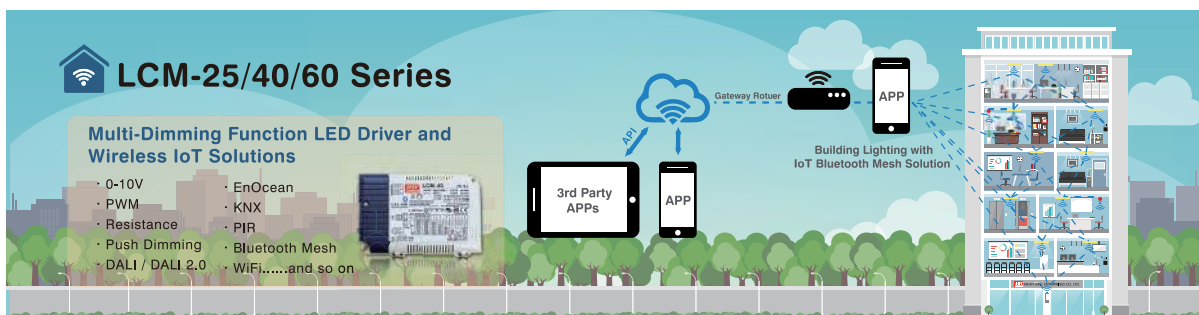
Blank: with 3 in 1 dimming function(0~10Vdc, 10V PWM signal and resistance)

DA/DA2: DALI/DALI-2 control IoT: Bluetooth dimming KN: KNX control

TW: DALI-2 control with tunable white function

IoT wireless module brand and solution

Brand	Solution	Wireless standard	Note
Casambi	BLE	Bluetooth low energy mesh 2.4GHz protocol	By request
Tuya	TY1	Bluetooth low energy mesh 2.4GHz protocol	By request
Silvair	SVA	Bluetooth low energy mesh 2.4GHz protocol	By request



50~150W & 35~80W

SLD/LDC Series

SLD Features

- Constant voltage + constant current mode output
- Universal AC input: 110~305VAC
- Built-in active PFC function
- Plastic housing with Class II design
- Class 2 power unit (Except for SLD-80-12)
- Slim and linear housing design
- Meet with BS EN61347/EN60335 regulations
- No load power consumption<0.5W
- Protections: Short Circuit / Over Current / Over Voltage / Over Temp.
- 3 years warranty
- 5 years warranty (only for SLD-150)



SLD Spec

LDC Features

- Constant power mode
- Full power at 70~100% current
- Linear metal housing
- SELV and Isolated design
- Class 2 power unit
- Built-in active PFC function
- Flicker-free design
- No load power consumption<0.5W
- Multiple types for choice: 3 in 1, DALI
- Protections: Short Circuit / Over Voltage / Over Temp.
- 5 years warranty



LDC Spec

Models



Model No.	SLD-50	SLD-80	SLD-150 ^{NEW}
Output (V/mA)	12V	12V	12V
	24V	24V	24V
	56V/0.9~1.4A	56V/1.4~2.1A	56V(48V)/2.6~4.1A
Dimension (mm)	280x30x16.8	320x30x16.8	330x35x22



Model No.	LDC-35□	LDC-55□	LDC-80□
Output (V)	27~56	27~56	27~56
Output (mA)	300~1000	500~1600	700~2100
Dimension (mm)	280x30x21	320x30x21	360x30x21

□= Blank, B, DA, DA2 (LDC-55 only)

Blank: Non dimming

B: 3 in 1 dimming function (0~10Vdc, 10V PWM signal and resistance)

DA: DALI, push dimming

DA2: DALI-2, push dimming



SHYLON®


CERTIFIED PARTNER



Metal Case

12	XLG (20~320W)	15	HLG (40~600W)	18	HVGC (65~1000W)	20	HBG (60~240W)
13	XLG-DA2 (50~320W)	16	HLG-C (60~480W)	19	ERP (200~350W)	20	HBGC (300W)
14	ELG (75~300W)	17	HVG (65~480W)	19	ERPF(400W)	20	XBG (100~240W)
14	ELG-C (75~300W)						

Application



20~320W

XLG Series

Features

- Constant power mode output (XLG-25~320)
- Constant current mode (XLG-20 only)
- Full power at 70~100% current
- Universal AC input: 100~305VAC
- Metal case with IP67
- Built-in active PFC function
- Class 2 power unit (XLG-20~100)
- Surge protection with 6KV/4KV (10KV/6KV available)
- India (EESL) version with input over voltage protection; can survive input voltage stress of 440Vac for 48 hours
- Multiple models for choice, see P.33 for more details
- Protections: Short Circuit / Over Current / Over Voltage / Over Temp.
- 5 years warranty



XLG Spec

Models



Model No. Output	12○	24○	L○	M○	H○	V○	Dimension (mm)
XLG-20			32.4~54V, 0.35A	25.2~42V, 0.5A	18~30V, 0.7A		95x63x30
XLG-25□					22~54V, 0.25~1.05A		105x63x30
XLG-50□					22~54V, 0.53~2.1A		105x63x30
XLG-75□	8.4~12V, 5A	16.8~24V, 3.1A	53~107V, 0.35~1.05A		27~56V, 0.65~2.1A		140x63x32
XLG-100□	8.4~12V, 4~8A	16.8~24V, 2~4A	71~142V, 0.35~1.05A		27~56V, 0.875~2.78A		140x63x32
XLG-150□	8.4~12V, 6.5~12.5A	16.8~24V, 3.2~6.25A	120~214V, 0.35~1.05A	60~107V, 0.7~2.1A	27~56V, 1.4~4.17A		180x63x35.5
XLG-200□	8.4~12V, 8~16A	16.8~24V, 4.15~8.3A	142~285V, 0.35~1.05A		27~56V, 1.75~5.55A		199x63x35.5
XLG-240□			178~342V, 0.35~1.05A	90~171V, 0.7~2.1A	27~56V, 2.4~6.66A		219x63x35.5
XLG-320□			150~300V, 0.5~1.4A	74~148V, 2.1~2.8A	30~56V, 5.57~7.42A	24V/13A 12V/18A	246x77x39.5

□= Blank/I Blank: For standard version I: For India version ○= Blank/A/B/AB 12V/24V without dimming

For more details, please refer to P.33

Model No.	Output(V/A)	Dimension (mm)
XLG-240-48-ABV NEW	43.2~52.8V/5A	219x63x35.5
XLG-320-48-ABV NEW	43.2~52.8V/6.5A	246x77x39.5

XLG-DA2 Series

50~320W

■ Features

- Wide input range 100~305VAC (Class I)
- Full power output at 70~100% constant power mode operation
- Metal case with IP67, suitable for outdoor application
- Surge protection with 6KV/4KV
- DALI-2 Dimming with minimum level 8%
- 12V / 250mA auxiliary power available (Optional, except XLG-50~100)
- India(EESL) version with input over voltage protection; can survive input voltage stress of 440Vac for 48 hours
- Protection functions: SCP/OTP
- Life time >50,000 hrs
- 5 years warranty



■ Models



Model No. Output	L○	M○	H○	Dimension (mm)
XLG-50□	60~142V,0.3~0.7A		25~56V,0.5~1.4A	105x63x30
XLG-75□	53~107V,0.35~1.05A		27~56V,0.7~2.1A	140x63x32
XLG-100□	71~142V,0.35~1.05A		27~56V,0.875~2.78A	140x63x32
XLG-150□	120~214V,0.35~1.05A	60~107V,0.7~2.1A	27~56V,1.4~4.17A	180x63x35.5
XLG-200□	142~285V,0.35~1.05A		27~56V,1.75~5.55A	199x63x35.5
XLG-240□	178~342V,0.35~1.05A	90~171V,0.7~2.1A	27~56V,2.4~6.66A	219x63x35.5
XLG-320□	150~300V,0.5~1.4A	74~148V,1.05~2.8A	30~56V,2.8~7.42A	246x77x39.5

□ = Blank/I Blank: For standard version I: For India version

○ = DA2, DA2-A

DA2: DALI-2 dimming function

DA2-A: DALI-2 dimming function with 12V/250mA auxiliary available (Optional) (150~320W)

75~300W

ELG/ELG-C/ELGC Series

■ Features

- Constant voltage+constant current modes (ELG series)
Constant current mode (ELG-C series)
Constant power mode (ELGC-300 series)
- Universal AC input: 100~305VAC
- Metal case with IP67
- Meet 6KV surge immunity level (IEC61000-4-5)
- Type HL LED Driver for use in Class I,
Division 2 hazardous location luminaires
- No load / Standby power consumption <0.5W
- Multiple models for choice, see P.33 for more details
- Protections: Short Circuit / Over Current /
Over Voltage / Over Temp.
- 5 years warranty



ELG Spec



ELG-C Spec



ELGC Spec

■ Models



Model No.	ELG-75	ELG-100	ELG-150	ELG-200	ELG-240	ELG-300
Output (V)	12○-□	24○-□	12○-□	12○-□	24○-□	12A
	24○-□	36○-□	24○-□	24○-□	36○-□	24A
	36○-□	42○-□	36○-□	36○-□	42○-□	
	42○-□	48○-□	42○-□	42○-□	48○-□	
	48○-□	54○-□	48○-□	48○-□	54○-□	
			54○-□	54○-□		
Dimension (mm)	180x63x35.5	199x63x35.5	219x63x35.5	244x71x37.5		246x77x39.5

Model No.	ELG-75-C	ELG-100-C	ELG-150-C	ELG-200-C	ELG-240-C
Output (mA)	350○-□	350○-□	500○-□	700○-□	700○-□
	500○-□	500○-□	700○-□	1050○-□	1050○-□
	700○-□	700○-□	1050○-□	1400○-□	1400○-□
	1050○-□	1050○-□	1400○-□	1750○-□	1750○-□
	1400○-□	1400○-□	1750○-□	2100○-□	2100○-□
			2100○-□		
Dimension (mm)	180x63x35.5	199x63x35.5	219x63x35.5	244x71x37.5	

Model No.	Output (V)	Output(mA)		Dimension (mm)
		100~180VAC	200~305VAC	
ELGC-300-L-○	116~232	650~1700	650~2000	246x77x39.5
ELGC-300-M-○	58~116	1300~3400	1300~4000	
ELGC-300-H-○	29~58	2600~6800	2600~8000	

□=Blank, 3Y; Blank: 2-wire input for standard mode; 3Y: 3-wire input for standard mode

○=Blank, A, B (ELGC-300 except), AB, D2, Dx, DA (ELG only), ADA (ELGC-300 only)

For more details, please refer to P.33

HLG Series

40~600W

Features

- Constant voltage+constant current modes
- Wide AC input: 90~305VAC
- Metal housing with Class I design
- High efficiency up to 94%
- Meet 4KV surge immunity level (IEC61000-4-5)
- Type HL LED driver for use in Class I, Division 2 hazardous location luminaires
- Class 2 power unit (HLG-40H~100H)
- Multiple models for choice, see P.33 for more details
- Protections: Short Circuit / Over Current / Over Voltage / Over Temp.
- 7 years warranty



HLG Spec

Models



Model No.	HLG-40H	HLG-60H	HLG-80H	HLG-100H	HLG-120H	HLG-150H
Output (V)	12□	15□	12□	20□	12□	12□
	15□	20□	15□	24□	15□	15□
	20□	24□	20□	30□	20□	20□
	24□	30□	24□	36□	24□	24□
	30□	36□	30□	42□	30□	30□
	36□	42□	36□	48□	36□	36□
	42□	48□	42□	54□	42□	42□
	48□	54□	48□		48□	48□
	54□		54□		54□	54□
Dimension (mm)	171x61.5x36.8		195.6x61.5x38.8		220x68x38.8	

Model No.	HLG-185H	HLG-240H	HLG-320H	HLG-480H	HLG-600H
Output (V)	12□	12□	12□	24□	12□
	15□	15□	15□	30□	15□
	20□	20□	20□	36□	20□
	24□	24□	24□	42□	24□
	30□	30□	30□	48□	30□
	36□	36□	36□	54□	36□
	42□	42□	42□		42□
	48□	48□	48□		48□
	54□	54□	54□		54□
Dimension (mm)	228x68x38.8	244x68x38.8 C-Type: 251x68x38.8	252x90x43.8	262x125x43.8	280x144x48.5

□ = A, B, AB, C (240W/320W only), D (40~480W), D2 & D x (480W only), BL (80W only), Blank (40~320W)

For more details, please refer to P.33

60~480W

HLG-C Series

Features

- Constant current mode
- Wide AC input: 90~305VAC
- Metal housing with Class I design
- High efficiency up to 95%
- Type HL LED driver for use in Class I, Division 2 hazardous location luminaires
- Multiple models for choice, see P.33 for more details
- Protections: Short Circuit / Over Voltage / Over Temp.
- 7 years warranty



HLG-C Spec

Models



Model No.	HLG-60H-C	HLG-80H-C	HLG-120H-C	HLG-185H-C
Output (mA)	350□	350□	350□	500□
	700□	700□	500□	700□
			700□	1050□
			1050□	1400□
			1400□	
Dimension (mm)	171x61.5x36.8	195.6x61.5x38.8	220x68x38.8	228x68x38.8

Model No.	HLG-240H-C	HLG-320H-C	HLG-480H-C
Output (mA)	700□	700□	1400□
	1050□	1050□	1750□
	1400□	1400□	2100□
	1750□	1750□	2800□
	2100□	2100□	3500□
		2800□	
		3500□	
Dimension (mm)	244.2x68x38.8	252x90x43.8	262x125x43.8

□ = A, B, AB, D (60~185W), D2 & D x (240~480W), DA (320W only)

For more details, please refer to P.33

HVG Series

65~480W

■ Features

- Constant voltage+constant current modes
- Wide AC input: 180~528VAC
- Metal housing with Class I design
- Type HL LED driver for use in Class I,
Division 2 hazardous location luminaires (except HVG-65)
- Multiple models for choice, see P.33 for more details
- Protections: Short Circuit / Over Current / Over Voltage / Over Temp.
- 5 years warranty



■ Models



Model No.	HVG-65	HVG-100	HVG-150
Output (V)	12□	15□	12□
	15□	20□	15□
	20□	24□	20□
	24□	30□	24□
	30□	36□	30□
	36□	42□	36□
	42□	48□	42□
	48□	54□	48□
Dimension (mm)	189x61.5x36.8	236x68x38.8	245x68x38.8

Model No.	HVG-240	HVG-320	HVG-480
Output (V)	24□	24□	24□
	30□	30□	30□
	36□	36□	36□
	42□	42□	42□
	48□	48□	48□
	54□	54□	54□
Dimension (mm)	254.2x68x38.8	262x90x43.8	262x125x43.8

□ = A, B, AB, D (65~150W), D2 & D x (240~480W)

For more details, please refer to P.33

65~1000W

HVGC Series

Features

- Constant current mode (HVGC-65~320)
- Constant power mode (HVGC-480~1000)
- Wide AC input: 180~528VAC
- Metal housing with Class I design
- High efficiency up to 95.5%
- Type HL LED driver for use in Class I, Division 2 hazardous location luminaires (except HVGC-65/100/1000)
- Multiple models for choice, see P.33 for more details
- Auxiliary DC output available
- Protections: Short Circuit / Over Voltage / Over Temp.
- 5 years warranty



HVGC Spec

Models



Model No.	HVGC-65	HVGC-100	HVGC-150	HVGC-240	HVGC-320
Output (mA)	350□	350□	350□	700□	700□
	500□	700□	500□	1050□	1050□
	700□		700□	1400□	1400□
	1050□		1050□	1750□	1750□
			1400□	2100□	2100□
				2800□	2800□
				3500□	3500□
Dimension (mm)	189x61.5x36.8	236x68x38.8	245x68x38.8	254.2x68x38.8	262x90x43.8

Model No.	HVGC-480		HVGC-650		HVGC-1000	
Output (V/mA)	L-□	137~343, 1400~1750	○-L-□	93~232, 2800~3500	○-L-□	150~380, 1320~3280
	M-□	92~228.5, 2100~2625	○-M-□	62~155, 4200~5250	○-M-□	95~240, 2100~5250
	H-□	68~171.5, 2800~3500	○-H-□	47~116, 5600~7000	○-H-□	70~180, 2800~7000
			○-U-□	24~58, 11200~14000		
Dimension (mm)	262x125x43.8		280x144x48.5		310x144x48.5	

○ = Blank (650W only), A Blank: without auxiliary function (12V@200mA) ; A: with auxiliary DC output power

□ = Blank (480W only), A (65~320W), B (65~320W), AB, D (65~150W), D2 & D x (240~1000W), DA (650W,100W), ADA (480W only)

For more details, please refer to P.33

ERP(F) Series

200~400W

■ Features

- Constant voltage mode
- Withstand 300VAC surge input for 5 secs.
- Metal case design
- Design against rain splash
- Built-in active PFC function (ERPF series)
- Cooling by free air convection
- LED indicator for power on
- 3 years warranty



■ Models



Model No.	ERP-200	ERP-350	ERPF-400
Input (V)	180~264	180~264	90~264
Output(V/A)	12V/16.8A	12V/26.7A	12V/30A
	24V/8.3A	24V/14.6A	24V/16.7A
		36V/9.7A	48V/8.3A
		48V/7.3A	
Dimension (mm)	200x120x40	220.4x130x48	220.4x130x48

60~300W

HBG(C)/XBG Series

HBG Features

- Constant current mode (HBG-60/100)
Constant voltage+constant current modes (HBG-160/200/240)
Constant power mode, full power at 60~100% current (HBGC-300)
- Wide AC input: 90~305VAC
- Circular metal housing with Class I design (except for HBG-60)
- Fully isolated plastic case (only for HBG-60)
- Built-in active PFC function
- Multiple models for choice, see P.33 for more details
- Protections: Short Circuit / Over Current (HBG-100~240)/ Over Voltage (except for HBG-60)/ Over Temp.
- 5 years warranty



HBG Spec

XBG Features

- Constant power mode
- Full power at 70~100% current
- Wide AC input: 100~305VAC
- Built-in active PFC function
- Circular metal housing design with IP67
- AC input cable with connector type for flexible installation
- Isolation design between output and dimming circuit
- Multiple models for choice, see P.33 for more details
- Protections: Short Circuit / Over Voltage / Over Temp.
- 5 years warranty



XBG Spec

Models



Model No.	HBG-60	HBG-100	HBG-160	HBG-200	HBG-240	HBGC-300		
						L-□	M-□	H-□
Output	1050mA	24□	24□	36□	24□	116~232V, 0.65~2.17A	58~116V, 1.3~4.33A	29~58V, 2.6~8.07A
	1400mA	36□	36□	48□	36□			
	2100mA	48□	48□	60□	48□			
		60□	60□		60□			
Dimension (DxH mm)	φ110x 60.5	φ130x 66.5	φ151.68x 66.5	φ151.68x 66.5	φ191.5x 69	φ191.5x 69		

□ = Blank, A, B, AB, DA (100~240W), ADA (300W only)

For more details, please refer to P.33



Model No.	XBG-100-□-○	XBG-160-□-○	XBG-240-□-○
Output	27~56V, 0.875~2.78A	34~56V, 1.425~4.1A	30~60V, 2.85~5.7A
Dimension (DxH mm)	φ130x 56	φ151.5x 60	φ191x 63

□ = A, AB

For more details, please refer to P.33

○ = Blank, C

Blank: AC input with fixed cable

C: AC input with connector



PCB Type

22 | PLP (30~60W)

23 | HBG-P (60~240W)

Application



30~80W

PLP Series

■ PLP Features

- Constant current mode
- Universal AC input : 90~264VAC
- Class 2 power unit / Pass LPS
- Built-in active PFC function
- Protections: Short Circuit / Over Current / Over Voltage
- 2 years warranty



■ Models



Model No.	PLP-30	PLP-60
Output (V/mA)	12, 0~2.5	12, 0~5
	24, 0~1.3	24, 0~2.5
	48, 0~0.63	48, 0~1.3
Dimension (mm)	101.6x50.6x26.6	101.6x50.8x29.6

HBG-P Series

60~240W

■ Features

- Constant current mode (HBG-60P/100P)
- Constant voltage+constant current modes (HBG-160P/240P)
- Wide AC input : 90~305VAC (up to 295VAC for HBG-60P)
- Circular shaped PCB design
- Built-in active PFC function
- High efficiency up to 93.5%
- Multiple models for choice, see P.33 for more details
- Protections: Short Circuit / Over Temp.
- 5 years warranty



HBG-P Spec

■ Models



Model No.	HBG-60-P	HBG-100-P	HBG-160-P	HBG-240-P
Output (mA/V)	1050mA	36□	36□	36□
	1400mA	48□	48□	48□
	2100mA	60□	60□	60□
Dimension (DxH mm)	φ99x 26	φ104x 34	φ124.6x 34	φ144x 31

□=A, B, or DA (100~160W only)



DC-DC LED Driver & Controller & Accessory

25 DC HOUSE

26 LDH

26 NHDD

27 NLDD

27 LDB

28 LDD

28 LDDS

29 SPD

29 ICL-16R/L

30 PIR-45

30 DAP-04

30 SDP-001

31 DLP-04

31 DLC-02

31 KAA

32 KNX

32 KSI

32 KSR

32 KSC

Application

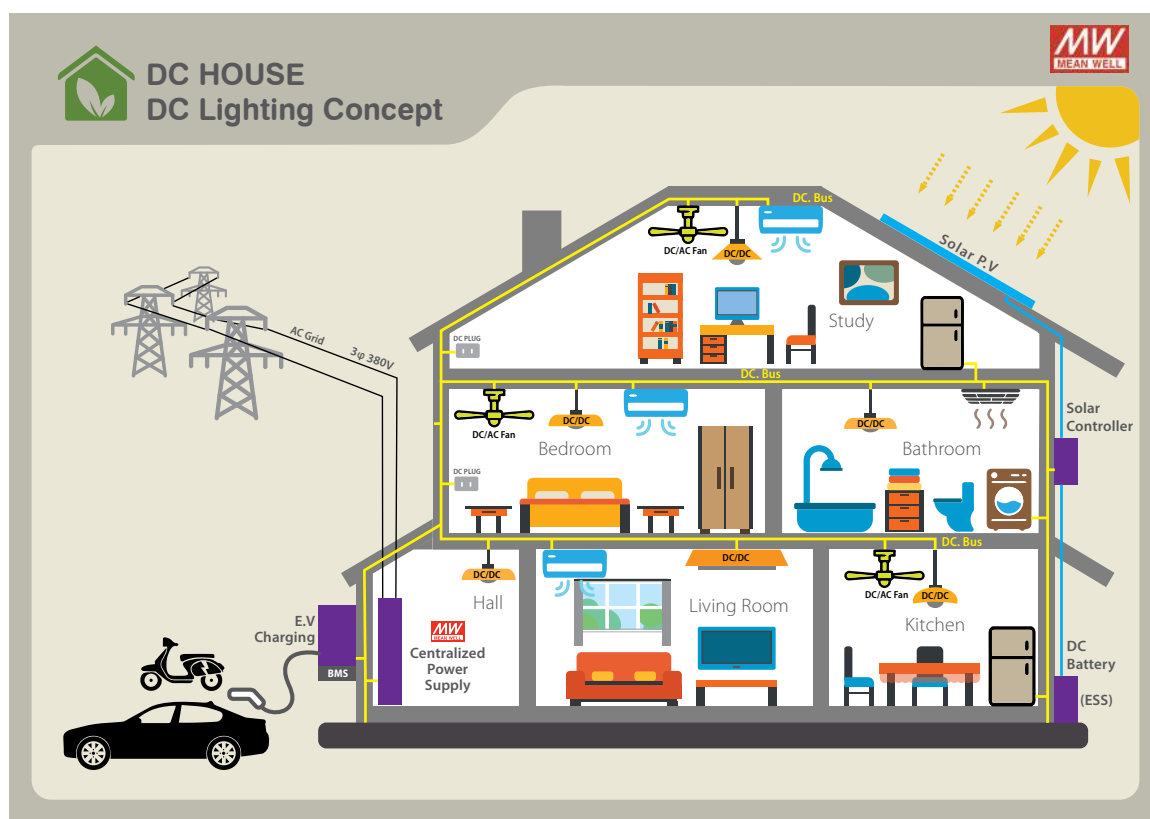


DC House

As increases in energy costs and demands to reduce fossil-based emissions are accelerating a worldwide call for clean energy and efficient power consumption, the DC House is far beyond a concept but necessary infrastructure. MEAN WELL is proud to introduce a new DC centralized bus for indoor device applications to reduce power loss issue.

With four decades of experience in power supply design and manufacturing, MEAN WELL provides power solutions for DC centralized bus and DC lighting applications with complete enclosed type and DC to DC LED driver product portfolios. The DC centralized bus is easily integrated into a renewable energy system to reduce power consumption and total cost.

Please refer to the below diagram for a brand new "DC WORLD".



DC Centralized Bus for Lighting Application Selection Guide

Voltage type	Front-end (AC to DC Enclosed type)	Back-end (DC to DC LED driver)	Dimming function
Low Voltage bus (48V)	UHP-1500(103W) RST-5000/10000 (304W) SHP-10K(303W)	NLDD-H series LDDS-HWB series LDD-H-DA series	· PWM · 0-10V · DALI
High Voltage bus (380V)	UHP-1500(103W) RST-7K5/15K (304W) SHP-10K(303W)	NHDD series	· PWM · Dim with DAP-04 for DALI system

Note: For detail enclosed type specification, please refer our industrial power supply catalog.

LDH/NHDD Series

LDH Features

- DC/DC step-up converter
- Wide DC input voltage operation 9.5~32V
- High efficiency up to 96%
- Comply with BS EN55015/FCC part 15 for radiation emission without additional input filter and capacitors
- 2 in 1 dimming (0~10V, PWM)
- Class III safety voltage application
- Protections: Short Circuit / Over Voltage / Under Voltage
- 3 years warranty



LDH Spec

NHDD Features

- Constant current mode output
- For DC 380V BUS lighting luminaire
- Driver on Board (DoB) solution available
- Plastic housing and fully encapsulated
- Built-in PWM and remote ON/OFF control
- Protections: Short Circuit / Over Temp.
- 5 years warranty



NHDD Spec

Models




Model No.	LDH-25	LDH-45A	LDH-45B	LDH-45A-DA	LDH-45B-DA	LDH-65	NHDD-40
Input (V)	9.5~32	9~18	18~32	9~18	18~32	9.5~32	360~420
Output (mA/V)	250□, 12~84	350□, 12~86	350□, 21~126	350□, 24~86	350□, 36~126	700□, 12~80	100□, 350V(typ.)
	350□, 12~72	500□, 12~86	500□, 21~86	500□, 24~86	500□, 36~86	1050□, 12~60	
	500□, 12~50	700□, 12~64	700□, 21~64	700□, 24~64	700□, 36~64	1400□, 12~46	
	700□, 12~36	1050□, 12~43	1050□, 21~43	1050□, 24~43	1050□, 36~43	1750□, 12~37	
Dimension (mm)	52.4x27.2x24	75x53x22.7				75x53x22.7	32.1x20.5x12.5

□=Blank, W Blank: Pin style W: Wire style
DA: DALI dimming

NLDD/LDB Series

■ NLDD Features

- DC/DC step-down converter
- Constant current output: 350~1400mA
- Wide input voltage: 10~56VDC
- High efficiency up to 96%
- Comply with BS EN/EN61347 and S EN/EN55015 regulation
- Built-in PWM and remote ON/OFF control
- Class III safety voltage application
- Protections: Short Circuit / Over Temp.
- 3 years warranty



■ LDB Features

- DC/DC buck-boost converter
- Constant current output: 300~600mA
- Wide input voltage: 9~36VDC
- High efficiency up to 91%
- Comply with BS EN/EN55015 and FCC part15
- Built-in PWM and remote ON/OFF control
- Protections: Short Circuit / Over Temp.
- 3 years warranty



■ Models



Model No.	Input(V)	Output (V)	Output (mA)	Model No.	Input (V)	Output(V)	Output (mA)
NLDD-350H○	10~56	6~52	350	LDB-300L○	9~36	2~40	300
NLDD-500H○	10~56	6~52	500	LDB-350L○	9~36	2~40	350
NLDD-700H○	10~56	6~52	700	LDB-500L○	9~30	2~32	500
NLDD-1050H○	10~56	6~52	1050	LDB-600L○	9~28	2~30	600
NLDD-1200H○	10~56	6~46	1200				
NLDD-1400H○	10~56	6~46	1400				
Dimension (mm)	32.1x20.5x12.5			Dimension (mm)	31.8x20.3x12.2		

○=Blank, W Blank: Pin style W: Wire style

LDD/LDDS Series

LDD Features

- DC/DC step-down converter
- Constant current output: 350~1400mA
- Wide input voltage: 6~50VDC
- High efficiency up to 97%
- Comply with BS EN/EN55015
- Built-in PWM and remote ON/OFF control
- DALI control (DA-Type only)
- Protections: Short Circuit / Over Temp.
- 3 years warranty



LDD Spec

LDDS Features

- DC/DC step-down converter
- Constant current output: 250~1000mA
- Wide input voltage: 12~56VDC
- High efficiency up to 96%
- Built-in EMI filter, comply with BS EN/EN55015
- Fully enclosed plastic case
- 3 in 1 dimming and remote ON/OFF control
- Protections: Short Circuit / Over Current / Over Temp.
- 5 years warranty



LDDS Spec

Models



Model No.	Input (V)	Output (V)	Output (mA)
LDD-350H-□DA	6~50	3~45	350
LDD-700H-□DA	6~50	3~45	700
LDD-1050H-□DA	6~50	3~45	1050
LDD-1400H-□DA	6~40	3~36	1400
Dimension (mm)	40.6x23.5x10.1		

□=Blank, W, S (except for LDD-DA type)

Blank: Pin style W: Wire style S: SMD style

Model No.	Input (V)	Output (V)	Output (mA)
LDDS-250HW□	12~56	2~45	250
LDDS-300HW□	12~56	2~45	300
LDDS-350HW□	12~56	2~45	350
LDDS-500HW□	12~56	2~45	500
LDDS-700HW□	12~56	2~45	700
LDDS-1000HW□	12~56	2~45	1000
Dimension (mm)	47x12x7		

□=Blank, B

Blank: Without Dimming B: With 3 in 1 Dimming

SPD/ICL Series

SPD 10kA Surge Protection Device

■ Features

- UL1449, Type 4, BS EN/IEC61643-11 (SPD-10S)
- Line to Ground & Line to Line protected
- Series connection type
- IP67 (SPD-10-320S); IP66 (SPD-10S)
- LED status indicators
- Thermally protected



SPD 20kA Surge Protection Device

■ Features

- UL1449, Type 2 (SPD-20), Type 4 (SPD-20HP) component assemblies
- Line to Ground & Line to Line protected
- Parallel (3 wires) connection style (SPD-20HP)
- Series connection type (SPD-20)
- IP67 (SPD-20); IP66 (SPD-20HP)
- Thermally protected (SPD-20HP)



■ Models



Model No.	SPD-10-320S	SPD-10S-277S	SPD-20-240P	SPD-20-277P	SPD-20HP-277S	SPD-20HP-480S
Operating Voltage	120~320VAC	120~277VAC	240VAC	277VAC	120~277VAC	347~480VAC
Dimension (mm)	85x37x40	56.76x46.36x26	90x70x50		71.6x67.7x32	

ICL 16A/28A AC Inrush Current Limiter

■ Features:

- 23A inrush limiting current, 16A continuous (ICL-16R/L)
- 48A inrush limiting current, 28A continuous (ICL-28R/L)
- 180~264VAC AC input
- Integrated bypass relay, no simple NTC
- Internal thermal protection
- Installed on DIN Rail TS-35/7.5 or 15 (ICL-16R/28R)
- -30~+70°C wide working temperature
- 3 years warranty



ICL-16R/28R



ICL-16L/28L



Model No.	ICL-16R	ICL-16L	ICL-28R	ICL-28L
Inrush Current Limiting	23A	23A	48A	48A
AC Continuous Rated Current	16A	16A	28A	28A
Dimension (mm)	35x90x54.5	175x42x24	52.5x90x54	175x42x24

PIR/DAP/SDP Series

PIR-045 Photoelectric Motion Sensor



■ Features

- Operating voltage: 12~24VDC
- Output dim voltage: High=10V
- Low=1V/2V/3V/5V selected by standby bright
- Sensing angle: <120°~150°
- Sensing distance: ≤6 meters
- Dimming mode: gradually ON and OFF
- Operating temperature: -10~+40°C
- 2 years warranty



D60x H71.3mm



PIR-045

DAP-04 DALI to PWM Converter



■ Features

- Convert DALI signal to PWM signal
- Universal AC input: 90~305VAC
- 4 DALI addressable output channels
- Built-in push dim function
- Linear or logarithm dimming curve selectable (comply with IEC62386-207)
- Dimming range: 1~100%
- Built-in relay for ON/OFF control of LED PSU
- Two models for choice:
- Blank-Type: 4 channels with 4 DALI addresses
- S01-Type: 4 channels with 4 or 1 DALI address selectable
- 3 years warranty



L165x W46x H23mm



DAP-04

SDP-001 Smart Timer Dimming Programmer



■ Features

- For MEAN WELL' s LED driver with smart timer dimming function
- Simple connection and configuration
- Push terminal and mini-USB port
- No need of battery or AC power
- LED status indicator



L165x W46x H23mm



SDP-001

DLP/DLC/KAA Series

DLP-04L/R DALI Bus Power Supply



■ Features

- Universal AC input: 90~264VAC
- Withstand 300VAC surge input for 5 seconds
- Isolation class II
- No load power consumption <0.5W (type L)
- Compact size with 2SU(35mm) width (type R)
- 3 years warranty



DLP-04R
W35x H90x D54.5mm



DLP-04L
L145x W38x H22mm



DLP Spec

DLC-02 DALI-2 Controller / KNX-DALI Gateway



■ Features

- DALI-2 multi-master application controller
- Universal AC input: 100~277VAC
- Two independent DALI Bus channels with built in bus power supply (up to 250mA per bus)
- Connect up to 2x64 DALI ECGs/Driver and up to 2x12 DALI input devices
- LCD display, LED indicators and buttons for local operation
- Built in with 250V/10Ax4 relay
- Easy installation and configuration via PC software or web browser
- KNX to DALI gateway (KNX version)
- 5 years warranty



DLC-02/DLC-02-KN
L145x W38x H22mm



DLC-02

KAA-4R4V/8R KNX LED Actuator / Dimmer



■ Features

- Dimming and switching LED driver and conventional electronic ballast (KAA-4R4V)
- Linear or logarithmic dimming curve programmable via ETS software (KAA-4R4V)
- 8 channel actuator in a compact size (KAA-8R)
- For AX, C-load, capacitive & inductive of loads (KAA-8R)
- Manual control via panel Push button
- Programmable various time and scene function
- 3 years warranty



KAA-8R-16S
KAA-8R-10S
KAA-4R4V-10S
W70x H90x D57mm



KAA Spec

KNX System Component

KNX-20E/40E 640/1280mA KNX Power Supply

■ Features

- EIB / KNX power supply with Integrated choke
- AC input: 180~264VAC
- No load power consumption <0.5W
- Safety extra low voltage (SELV)
- Isolation class I
- Over voltage category III
- LED indicator for normal operation, bus reset and bus overload
- Compact size with 3SU/4SU width
- Protections: Short Circuit / Overload (Short-Circuit-Proof) / Over Voltage
- 3 years warranty

SELV EAC



UKCA CE



KNX-20E-640
W52.5x H90x D54.5mm



KNX-40E-1280
W72x H90x D57mm

Model No.	Vout 1 (with choke)	Vout 2 (without choke)	Iout (I1 + I2)
KNX-20E-640	Bus, 30V	30V	640mA
KNX-40E-1280□	Bus, 30V	30V	1280mA

□=Blank, D ; Blank= Basic function, D= Diagnostic function



KNX Spec

KSI-01U KNX-USB Interface



■ Features

- No additional power supply required
- KNX commissioning addressing and parameters settings
- Long messages support up to 220 byte APDU
- 3 years warranty



W36x H90x D71mm



KSI-01U

KSR-01IP KNX IP Router



■ Features

- No additional power supply required
- 4 KNX IP/TP tunnelings
- Built-in web front-end page
- 3 years warranty



W36x H90x D71mm



KSR-01IP

KSC-01L KNX LINE Coupler



■ Features

- Telegram filtering function
- Long messages support up to 240 byte APDU
- Trace the subline traffic
- 3 years warranty



W36x H90x D71mm



KSC-01L

Comparison Chart of Metal Case Models

Series Name	Type	IP	Dimming	Vo / Io Adj	Remark
XLG-20/25/50/75/100/ 150/200/240/320	Blank (25W, 50W except)	67			20W Standard, 70~300W Option
	A			Io	Standard
	B (20W only)		3 in 1 (Note 1)		
	AB (20W except)			Io	
XLG-50/75/100/150/ 200/240/320-DA2	Blank	67		Io	Standard
	DA2		DALI-2 dimming function		
	DA2-A		DALI-2 dimming function with 12V/250mA Auxiliary available		
HLG-40H/60H/80H /100H/ 120H/150H /185H/240H/ 320H/ 480H/600H	Blank (40~320W)	67			Standard
	A	65		✓	
	B	67	3 in 1 (Note 2)		
	AB	65	3 in 1 (Note 2)	✓	
	C (240W/320W only)		Terminal block I/O	✓	Option
	D (40~480W)	67	Timer dimming		D2:Standard, Dx:Option
	D2/Dx (480W only)		Smart Timer dimming/By request		
	BL (80W only)	66	B-Type with junction box, UL8750 LISTED, 3 in 1 (Note 2)		Option
HLG-60H-C/80H-C/120H-C/ 185H-C/240H-C/320H-C/ 480H-C	A	65		Io	Standard
	B	67	3 in 1 (Note 2)		
	AB	65	3 in 1 (Note 2)	Io	
	D (60~185W)	67	Timer dimming		Option
	D2/Dx (240~480W)		Smart Timer dimming/By request		D2:Standard, Dx:Option
	DA (320W only)		DALI		Standard
ELG-75/100/150/200 /240 ELG-75-C/100-C/150-C/ 200-C/240-C	Blank	67			Standard
	A	65		✓/Io(ELG-C)	
	B	67	3 in 1 (Note 1)		
	AB	65	3 in 1 (Note 1)	✓/Io(ELG-C)	
	D2/Dx	67	Smart Timer dimming/By request		D2:Standard, Dx:Option
	DA		DALI		Standard
ELG-300	A	67		Io	Standard
ELGC-300	Blank	67			Standard(ELGC-300 Option)
	A			Io	Standard
	AB		3 in 1 (Note 1)	Io	
	D2/Dx		Smart Timer dimming/By request		D2:Standard, Dx:Option
	ADA		DALI-2	Io	
XBG-100/160/240	A	67		Io	Standard
	AB		3 in 1 (Note 1)		
HBG-60/60P					
HBG-100/160/200/240	Blank	67			Standard
	A	65		Io	
	B	67	3 in 1 (Note 2)		
	AB	65	3 in 1 (Note 2)	Io	
	DA	67	DALI		
HBG-100P/160P/240P	A			Io	Standard
	B		3 in 1 (Note 2)		
	DA(240P except)		DALI		
HBGC-300	A	67		Io	Standard
	AB		3 in 1 (Note 2)		
	ADA		DALI-2		
HVG-65/100/150/240/ 320/480	A	65		✓	Standard
	B	67	3 in 1 (Note 1)		
	AB	65		✓	
	D (65~150W)	67	Timer dimming		Option
	D2/Dx (240~480W)	67	Smart Timer dimming/By request		
HVG-65/100/150/240/ 320/480/650/1000	Blank (480W only)	67			Option
	A (65~320W)	65		Io	Standard
	B (65~320W)	67	3 in 1 (Note 1)		
	AB	65		Io	
	D (65~150W)	67	Timer dimming		Option
	D2/Dx(240~1000W)	67	Smart Timer dimming/By request		
	DA (650W, 1000W)	67	650: DALI 1000: DALI-2		
	ADA (480W only)	65	DALI-2	Io	Standard

Note 1: 3 in 1 = 0~10Vdc, 10V PWM signal, or resistance
 Note 2: 3 in 1 = 1~10Vdc, 10V PWM signal, or resistance

Powered by MEAN WELL

MEAN WELL has been cultivating the industrial standard power supply and LED power supply market for many years, and now it is the 3rd largest power supply and the 2nd largest LED driver brand in the world. Many of our equipment and lighting manufacturers see MEAN WELL as their quality assurance, and thus inspired us to implement the joint marketing idea of “PBM” (Powered by MEAN WELL).

As a starting point, we would be inviting high-quality customers who agree with MEAN WELL’s brand spirit, and provide them the “Powered by MEAN WELL” trademark, and enhance the brand awareness of both parties through various joint marketing methods.

Services after joining PBM



Key Account Membership

Purpose

As a pioneer in the field of standard power supplies, MEAN WELL keeps the constant goal of improving customer satisfaction. The KAM membership program provides customers with all kinds of support in terms of products, services, and cooperation. Based on the concept of “Trusting Partners for Sustainable Development” and combining SDG sustainable development goals, MEAN WELL invites significant partners to participate and let us create a win-win cooperation for better value.

Benefits



First Order Discount

Various discounts for first order based on membership levels



SDG Points Reward

Issue points every year according to the transaction quota of the previous year, 0.5%(MAX)



Instant Service

Enjoy direct and instant services such as online inventory inquiry, online order, transaction records, and global after-sales service.



Early Bird Offer

Enjoy the prioritized invitation for events like: I love Tamsui River, charity concerts, partner days and other activities

Sustainable Development Group



The prospect of Sustainable Development Group (SDG) was initiated by Jerry Lin, MEAN WELL's founder. He selected nine goals from United Nations Sustainable Development Goals (SDGs) and integrated the SDG spirits into the corporate sustainable development.

Sustainable Development Group is composed of four parts:

MEAN WELL Group, the solid foundation with 4 decades of history;

PowerNex, the equity investment company based in Taiwan;

Share Well, the group creates synergies through cooperation with power-related industries in China

MEAN WELL Foundation, the non-profit organization conserves the core value of "good intentions"

SDG Group aims to build industry alliances with global partners, and exerts the power of stability in the power supply industry, to make a better environment for the next generation



**SUSTAINABLE
DEVELOPMENT GROUP**

Reliable Partners · Sustainable Development

Media Kit



MEAN WELL E-news

Find the "SUBSCRIBE" at the footer of MEAN WELL website. Fill in the E-News Subscribe Form, and last click the "SUBSCRIBE". Then, our confirmation e-mail will be sent to you.



MEAN WELL APP

Install MEAN WELL NEWS APP, and you won't miss our latest news.



SDG SHARE+

Based on the concept of SDG industry value network, it provides users with various system services, and connects suppliers, third parties and ESG partners in series to form a SDG sharing platform.



Social Media

01



01 YouTube

- Scan the QR code
- Press "SUBSCRIBE" button
- Turn on the bell. So you won't miss any videos



02



02 LinkedIn

- Scan the QR code
- Navigate into MEAN WELL page and "Following" us.



03



03 Facebook

- Scan the QR code
- Find the icon [...] and choose "FOLLOW"
- Don't forget to "Like" us.



04



04 WeChat

- Search official account "MEAN WELL" in WeChat APP
- Click the "FOLLOW" button



05



05 YouKu

- Scan the QR code
- Press the "SUBSCRIBE" button on the top





明緯企業股份有限公司(總部)
MEAN WELL ENTERPRISES CO.,LTD.(HQ)

24891 新北市五股區五權三路28號
No.28, Wuquan 3rd Rd., Wugu Dist.,
New Taipei City 24891,Taiwan
Tel: +886-2-2299-6100(rep.)
Fax: +886-2-2299-6200(rep.) +886-2-2298-0818(sales)
E-mail: info@meanwell.com Web: www.meanwell.com



微信公众号

明緯(廣州)電子有限公司
MEAN WELL(GUANGZHOU)ELECTRONICS CO.,LTD.

廣州市花都區金谷南路11號
No.11, Jin' gu South Road, Huadu District,
Guangzhou, Chian
Tel: +86-20-3773-7100 / 400-800-3608(sales)
+86-755-2359-1630(Shenzhen Office)
+86-28-8546-8628(Cheng du Office)
E-mail: info@meanwell.com.cn
Web: www.meanwell.com.cn

蘇州明緯科技有限公司
SUZHOU MEAN WELL TECHNOLOGY CO.,LTD.

蘇州市相城區黃埭鎮長平路269號
No.269, Changping Road, Huangdai Town,
Xiangcheng District, Suzhou, Jiangsu Province, China.
Tel: +86-512-6508-8600
+86-10-5200-1817(Beijing Office)
E-mail: info@meanwell.cc Web: www.meanwell.cc

U.S.A
MEAN WELL USA, INC.

44030 Fremont Blvd., Fremont, CA 94538, U.S.A.
Tel: +1-510-683-8886 Fax: +1-510-683-8899
6655 Troose Ave., Kansas City, Missouri 64131
Tel: +1-816-601-4033
E-mail: info@meanwellusa.com
Web: www.meanwellusa.com

EUROPE
MEAN WELL EUROPE N.V.

Langs de Werf 8, 1185XT Amstelveen, the Netherlands
Tel: +31-20-758-6000 Fax: +31-20-758-6001
E-mail: info@meanwell.eu Web: www.meanwell.eu

INDIA

MEAN WELL INDIA ELECTRONICS PRIVATE LIMITED

Plot No. 9C, GF-1F, Peenya Industrial Area, 2nd Phase,
Chokkasandra Main Road, Bengaluru-560058
Tel: +91-9686448906
E-mail: benaka.v@meanwellindia.com
Web: www.meanwellindia.com

SINGAPORE

MEAN WELL SINGAPORE PTE. LTD.

140 Paya Lebar Road #10-09 AZ @ Paya Lebar Singapore 409015
Tel: 886-2-2299-6100 # 864
E-mail: leo.wu@meanwell.com Web: www.meanwell.com.sg

MALAYSIA

MEAN WELL MALAYSIA SDN BHD

No 77, Jalan TPK 2/8, Taman Perindustrian Kinrara,
Sek 2, 47180 Puchong, Selangor Dahrul Ehsan.
Tel: +60-3-5888-8033
E-mail: wswong@meanwellasean.com
Web: www.meanwell.com.my

Please Contact Your Local Distributor

